

Commission Chamber, City Hall
 Millville, New Jersey
 September 24, 2007, 5:00 P.M.

The Board of Commissioners met in special session with Mayor Quinn presiding. Members present: Quinn, Shannon, Parent, Derella and Hollingshead. Absent: None.

Mayor Quinn made the statement required by the Open Public Meetings Act.

The following proposed ordinance was read on first reading:

Ordinance No. 40-2007

An Ordinance to exceed the Municipal Budget Appropriation Limits and to establish a CAP Bank.

Director Derella moved for the adoption of the proposed ordinance on first reading with final consideration to be given on Tuesday, October 16, 2007 after due publication as provided by law.

Director Hollingshead seconded the motion.

The motion was passed, by the following vote. Yeas: Shannon, Parent, Derella, Hollingshead and Quinn.

The City Clerk read Resolution No. A- 5923 concerning the introduction of the FY2008 Budget:

MUNICIPAL BUDGET OF THE CITY OF MILLVILLE, COUNTY OF CUMBERLAND, FOR THE FISCAL YEAR 2008.

BE IT RESOLVED, that the following statements of revenues and appropriations shall constitute the Municipal Budget for the fiscal year 2008

Be it Further Resolved, that said budget be published in The Daily Journal in the issue of October 24, 2007.

The Governing Body of the City of Millville does hereby approve the following as the budget for the fiscal year 2008:

	<u>RECORDED VOTE</u>	
	((
	((
AYES	(NAYS (
	((
	((
	((
	((
ABSENT	(ABSTAINED (
	((
	((
	((
		<u>CURRENT FUND</u>
GENERAL REVENUES		
Surplus Anticipated		\$3,525,000.00
Miscellaneous Revenues Anticipated		14,076,588.73
Receipts From Delinquent Taxes		700,000.00
AMOUNT RAISED BY TAXATION FOR MUNICIPAL PURPOSES		16,191,212.91
TOTAL REVENUES		<u>\$34,492,801.64</u>
GENERAL APPROPRIATIONS FOR:		

Appropriations Within "CAPS"		
Municipal Purposes	\$23,309,365.00	
Appropriations Excluded From "CAPS"		
Municipal Purposes	5,289,231.35	
Capital Improvements	570,800.00	
Municipal Debt Service	3,996,451.03	
Deferred Charges	49,752.85	
Reserve for Uncollected Taxes	1,277,201.41	
GENERAL APPROPRIATIONS	<u>\$34,492,801.64</u>	TOTAL

Notice is hereby given that the Budget and Tax Resolution was approved by the Board of Commissioners of the City of Millville, County of Cumberland on September 24, 2008.

A hearing on the Budget and Tax Resolution will be held in the Commission Chamber, City Hall, Millville, New Jersey on November 5, 2007 at 5:00PM at which time and place objections to said Budget and Tax Resolution for the fiscal year 2008 may be presented by taxpayers or other interested persons.

Director Derella moved for the adoption of the Resolution.

Director Hollingshead seconded the motion.

Mayor Quinn asked for comments:

Commissioner Derella addressed the podium and made the following comments and slide presentation:

"First what we're going to attempt to do as we did last year is to try to condense this 44 page document, which is the actual budget on legal size paper into several slides, which we hope will explain in layman's terms what goes on with the budget process, obviously the first slide that you see has to do with the full Commission, each Department that we're responsible for. Without their input and without their efforts along with their department heads to try to control costs, do more with less personnel, stretch every dollar as far as it can go, the budget does not formulate itself in a positive fashion, which we believe has occurred this year."

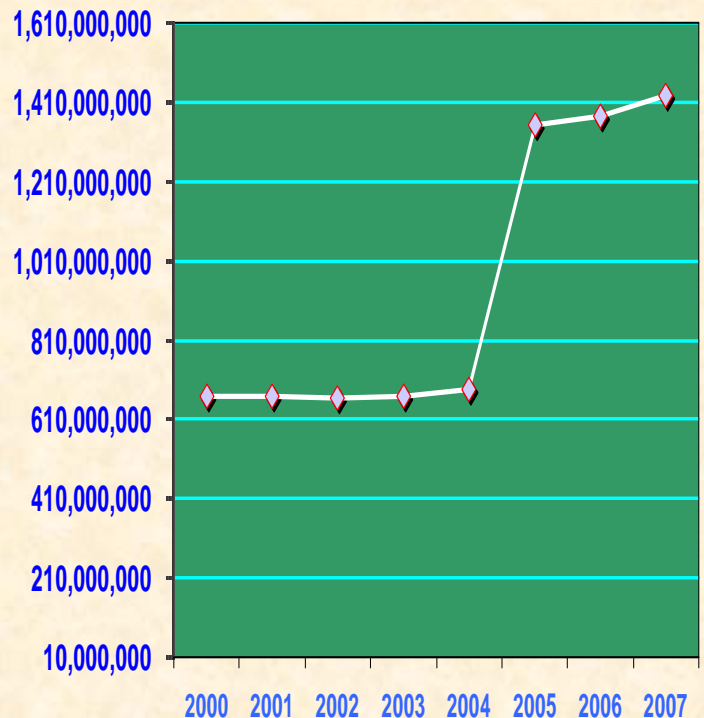


"As you can see the next slide is basically telling us exactly what the Net Valuation in taxable ratables are in the City of Millville. You can see from 2006 to 2007 there was a 53.5 million dollar increase in our ratables in the City of Millville. That's a positive growth in our tax dollars that we are able to bring into the City of Millville through businesses, development and they are also helping to feed into our property tax collections. The 2008, by statute do not get filed until January 10, 2008."

Net Valuation Taxable

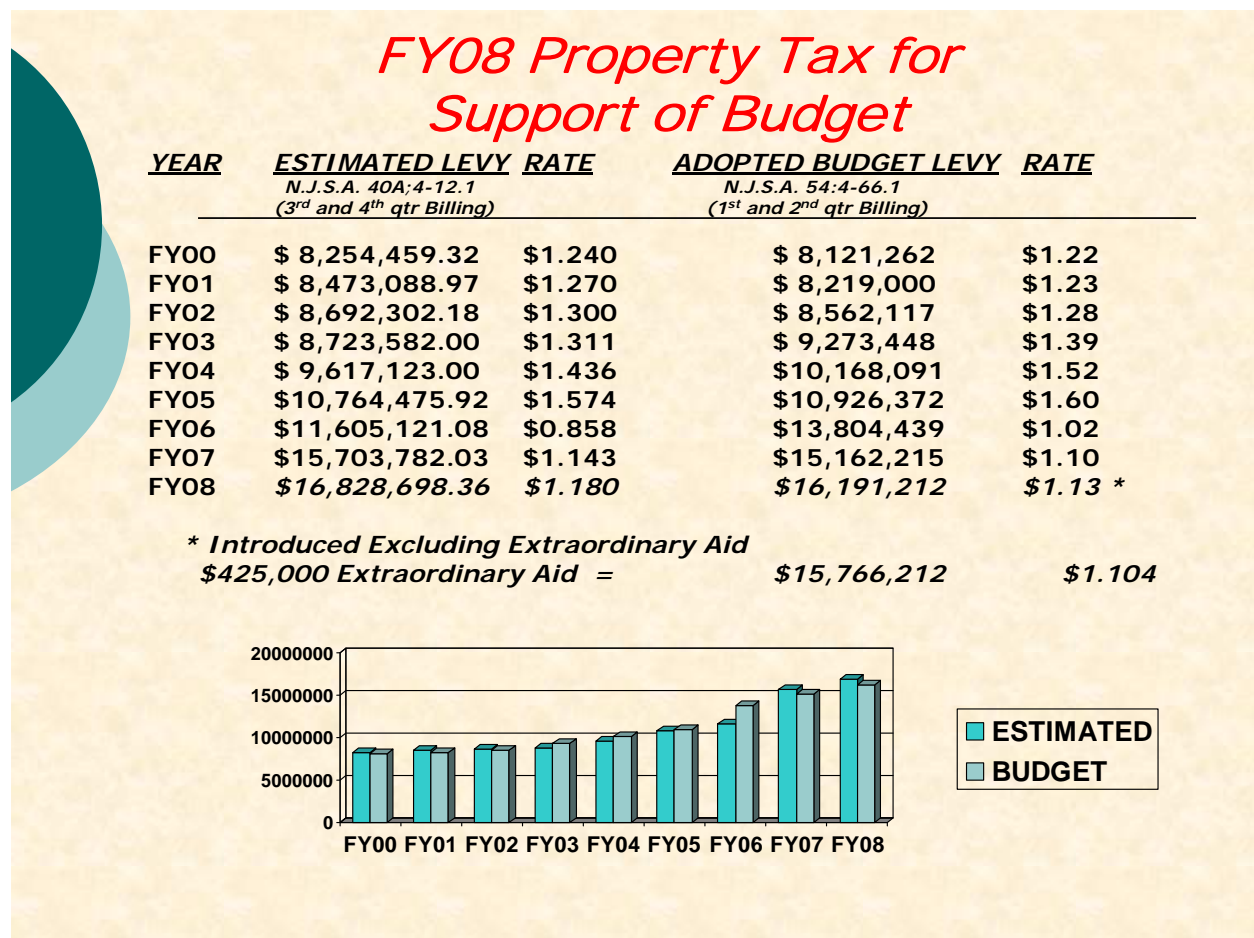
TOTAL RATABLES

○ 2000	667,172,360
○ 2001	668,747,766
○ 2002	665,611,557
○ 2003	669,887,491
○ 2004	684,072,886
○ 2005	1,352,978,038*
○ 2006	1,374,063,669
○ 2007	1,427,591,878
○ 2008	TO BE FILED 1/10/2008



* - Revaluation

"The next slide gives you a history of the property tax, which supports the budget. We actually have from 2000 until 2008, as you can see each year the estimated levy, which is on your left side column, is what we have to do by statute. Unfortunately, as we say many times here at the City Commission we are on a Fiscal Year Budget. We do not follow a calendar and that presents its own set of problems, not only in your calculations, but also when you try to explain what occurs to the general person about their taxes. So, again, we have to estimate what we believe our budget will be in the last two quarters of 2007, which in our eyes is actually our first and second quarters for our fiscal year budget, which runs from July 1st right on through to June 30th. As you can see, we estimated our budget to be a rate \$1.18, which translates into \$16,828,698.36. Through the diligence and the hard work of the staff and my fellow Commissioners, we have established and are adopting a true levy at a \$1.13, which is a \$16,191,212.00 budget that's going to be for the City of Millville. That's the amount of money that we need to run our City to deliver the services that people come to expect, which is trash pickup, police, fire, Streets and Roads, Recreation and all the things that people request, demand and deserve as far as what we need to deliver as a Commission. As you look our budget has to be introduced excluding any extraordinary aid.




"Last year we went to the DCA, which is the Department of Community Affairs, asking for \$900,000.00, we were fortunate to receive that, which allowed us to reduce our budget even that much further in regards to the amount of money we needed to collect in taxes. That brought our actual rate to \$1.10. So, in actuality our rate is going from \$1.10 to \$1.13, which is a three cent tax increase from year 2007. This year we hope to apply for and ask for \$425,000.00 in Extraordinary Aid. Whether, we're successful or not, our \$1.13 will stay strong. Should we be fortunate to receive that money, we will be able to

"the next slide, a very important slide. Percentage of tax collections. As you can see in 2007, our Tax Collector, Suzanne Olah and her team were able to increase our rate by 2 percent. That 2 percent is extremely important when you look to stabilize taxes. What that means is we picked up an extra \$755,000.00 in taxes, because of her diligence in what they were able to do in regards to collecting those things that may be delinquent. So, again, it is a very, very positive thing when that rate goes up. Should that slip down, because of massive tax appeals, which did occur during our reval year, that is a negative. So, again, it's very important that we defend those with our professional staff when they come up and so far have been very, very successful. So, again, this number the percentage of what we can collect on our tax rate is extremely important on how it has a positive impact on trying to stabilize and control our taxes."

Percentage of Tax Collections

❖	FY00	94.87%
❖	FY01	95.65%
❖	FY02	96.38%
❖	FY03	97.26%
❖	FY04	97.27%
❖	FY05	97.54%
❖	FY06	95.58%*
❖	FY07	97.06%

*Reval year-effected by appeals



"The next slide is our budget revenues. Revenues are monies that come in through the City from various sources. As you can see, as you look down the different line items, we have a line item there for Pilots, which was \$200,000.00 last, that same \$200,000.00 was applied directly to property tax relief. We have the manufactured homes, which we adjusted last year, that's another \$100,000.00 that comes directly to the bottom line to help us try to offset any kind of increases in our budget. If you notice, our miscellaneous local revenues was up slightly and we'll review that on the next slide. The other big increase was our other special items of revenue, which is listed here. That had a significant increase in regards to one year to the next. Last year was 1.4 million, this year it's now 5.7 million, almost 5.8 million. That has to do with the Hazardous Discharge Mediation Fund for our Airport Cleanup. That is over 2 million dollars that we applied to help reduce that. We also have the New Jersey Motorsports Land Sale, which is 2.2 million dollars, which will also go to help reduce that number significantly, no, excuse me help support that number, I apologize."



Budget Revenues

	<u>FY07</u>		<u>FY08</u>
○ Fund Balance Anticipated as Revenue	1,880,876	○ Fund Balance Anticipated as Revenue	3,525,000
○ Miscellaneous Local Revenues	2,183,000	○ Miscellaneous Local Revenues	2,538,000
○ State Aid Revenues	6,244,667	○ State Aid Revenues	5,444,070
○ PILOTS	200,000	○ PILOTS	200,000
○ Manufactured Homes	100,000	○ Manufactured Homes	100,000
○ Other Special Items of Revenue	1,478,855	○ Other Special Items of Revenue	5,794,519*
○ Receipts from Delinquent Taxes	700,000	○ Receipts from Delinquent Taxes	700,000
○ Amount to be Raised by Taxation – Municipal Purposes	<u>15,162,215</u>	○ Amount to be Raised by Taxation – Municipal Purposes	<u>16,191,213</u>
Total Budget	\$27,949,613	Total Budget	\$34,492,802

* Hazardous discharge remediation fund (Airport) \$2,058,529

NJMP Land Sale \$2,280,500

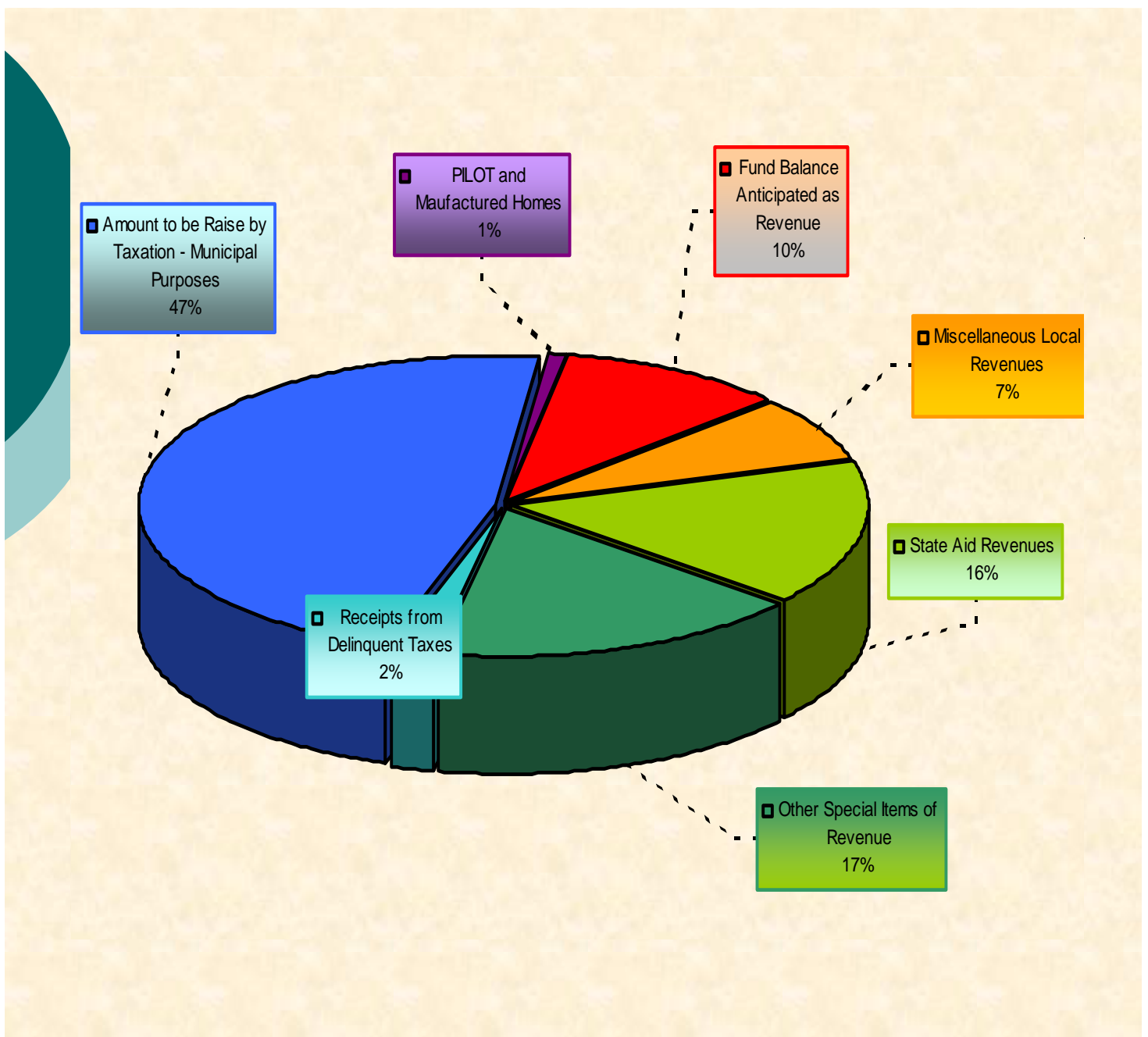
"Miscellaneous Local Revenue Detail, this is the revenue that's derived by the City from various services. As you can see we were able to pick up over 2 million dollars in various different things, such as fees and permits, municipal court was up with a \$600,000.00 contribution and the Uniform Construction Code was also very, very busy and contributed \$500,000.00 in surplus to help us with our revenue with things that have come in to help support the budget and help keep our taxes down. These are the things that we continually look for, we look at our department head to make sure that they can generate funds where ever possible, but also at the same time deliver quality service for those services that are being charged.

Miscellaneous Local Revenue Detail



<u>Revenue</u>	
Licenses:	
Alcoholic Beverages:	\$ 10,000
Other	\$ 20,000
Fees and Permits	\$ 390,000
Municipal Court	\$ 600,000
Interest and Costs on Taxes	\$ 200,000
Interest on Investments	\$ 600,000
Cable TV Franchise Fees	\$ 75,000
Rent-Millville Library	<u>\$ 143,000</u>
 Section A of Budget Rev	 \$2,038,000
 Uniform Construction Code Fees	 \$ <u>500,000</u>
	 \$2,538,000

The next happens to be a pie chart, which explains in different detail from a visual standpoint on where the different amounts of taxes are being raised. Municipal Purpose, obviously eats up a big portion of your taxes, which is forty-seven percent. So, again, it's a nice little diagram and it depicts each and every one and breaks it down by percentages and it gives you a visual idea of how the taxes are broken down, how our revenues are broken down in regards to what we're bringing into the City of Millville."



"Budget appropriations, these are the cost of things that we have to do to make sure our budget is run sufficiently and be able to provide the services that are needed. The fiscal year 2007 our General Operations was at 22.9 million dollars and in fiscal year 2008, our General Operations have increased to 26.5 million dollars. That increase will be offset again by Hazardous Discharge Remediation of over 2 million dollars and the revenue and payment of debt, which is New Jersey Motorsports payment for land of 2.2 million, so that will reduce that General Operations, as we said in the previous slide in regards to our revenues, significantly. If you also look down at the different things that occurred, the debt service as far as our municipal cost is concerned. Actually when we applied the 2.28 that came from our Motorsports, that number will drop significantly to 1.7 million, which is only a 26 thousand dollar increase over fiscal year 2007. So, once again we are doing significant work in regards to driving revenues and bringing things in the City wherever we can and still be able to deliver the services to try to stabilize our taxes. Another interesting line item, which has been mentioned several times at Commission Meetings, is the reserve for uncollected taxes. That number basically is nine cents on your tax rate and we have to by statute have that money there in regards to being able to cover what we need to draw in from the taxpayer. So, people who are delinquent or cannot pay their taxes, we as a community have to absorb that cost and we have to estimate that as we go through the budget."

Budget Appropriations



FY07

○ General Operations	\$22,959,074
○ Deferred Charges, & Statutory Expenditures	1,540,145
○ Capital Improvements	466,000
○ Debt Service – Municipal	1,689,609
○ Reserve for Uncollected Taxes	<u>1,294,785</u>
Total Budget	\$27,949,613

FY08

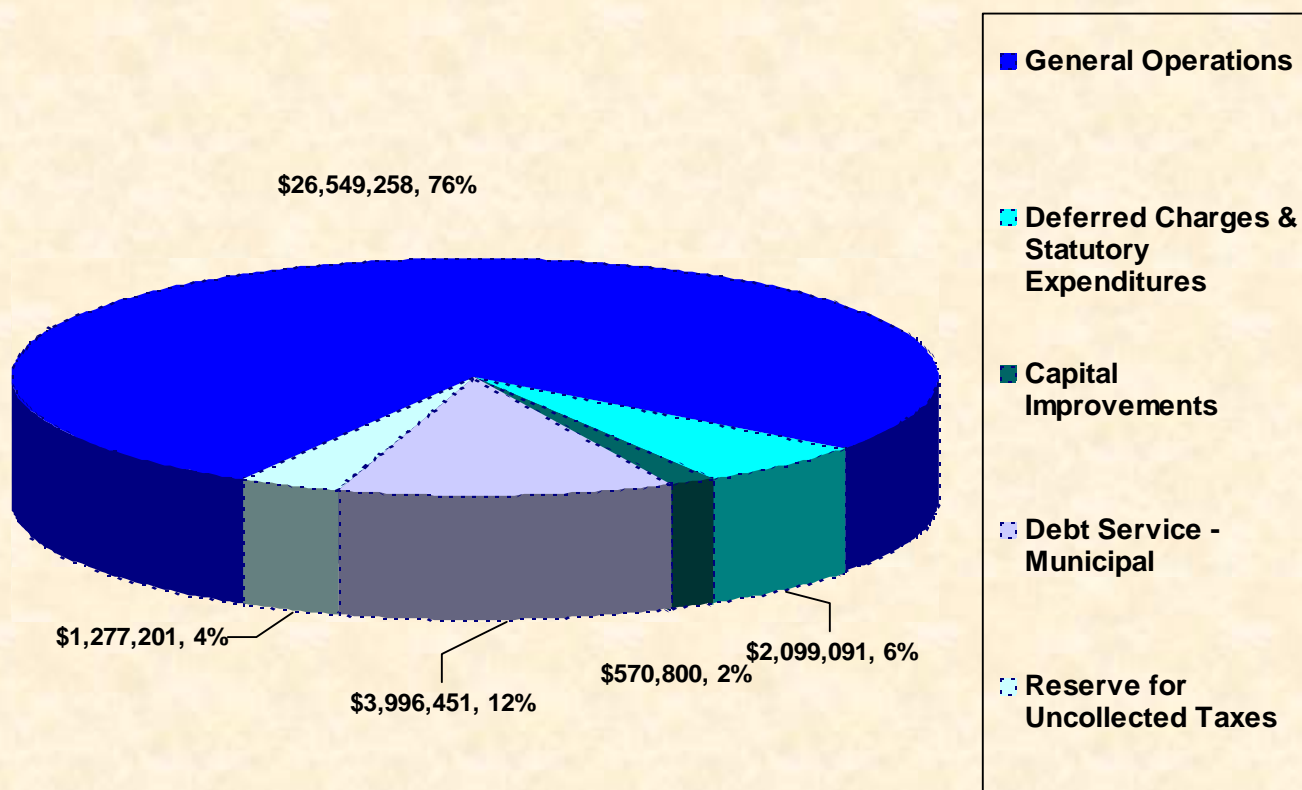
○ General Operations	\$26,549,552*
○ Deferred Charges, & Statutory Expenditures	2,098,797
○ Capital Improvements	570,800
○ Debt Service – Municipal	3,996,451**
○ Reserve for Uncollected Taxes	<u>1,277,202</u>
Total Budget	\$34,492,802
Offset	<u>\$ 4,339,029</u>
Adjusted Total	\$30,153,773

* Offset by revenue Hazardous discharge remediation \$2,058,529

**Offset by revenue reserve for payment of debt \$2,280,500

"The next slide is the Budget Appropriations, again our costs broken out, as far as each pie slice of where it comes and where it's being charged to, General Operations, being seventy-six percent of our budget, that's the bulk of our cost in regards to any budget in any municipality, as well as a company. Your biggest thing is your General Operation Costs."

FY08 Budget Appropriations



"The next is the Analysis of our General Operations. As you can look, we've broken it down on where these monies in operations are going towards. You can look at the General Government Fee, it went from 3.5 million to 3.6 million. We've done a very good job of controlling some of that. Our Land Use Administration has increased slightly from \$542,000.00 to \$611,000.00. Insurance is a major factor that we'll discuss later in regards to those costs. Each one of the departments is listed in regards to what has occurred with their particular operations for the year 2008. Our total Operating Appropriations for 2008 again is \$26.5 million dollars and some of that stuff will be offset, again by Hazardous Discharge and our Miscellaneous Income that we will be able to generate."



Analysis of General Operations

	<u>FY07</u>		<u>FY08</u>
○ General Government	\$3,510,050	○ General Government	\$3,668,857
○ Land Use Administration	542,290	○ Land Use Administration	611,465
○ Insurance	4,166,580	○ Insurance	4,472,500
○ Public Safety	7,910,615	○ Public Safety	8,436,785
○ Public Works	3,086,719	○ Public Works	3,367,488
○ Health & Human Services	95,650	○ Health & Human Services	112,995
○ Park & Recreation	1,355,960	○ Park & Recreation	1,380,570
○ Code Enforcement & Administration	517,010	○ Code Enforcement & Administration	485,425
○ Utilities (Gas, Elec, etc)	1,391,870	○ Utilities (Gas, Elec, etc)	1,445,415
○ Miscellaneous	<u>382,330</u>	○ Miscellaneous	509,229
		○ Miscellaneous (Hazardous Disch.)	<u>2,058,529</u>
Total Operating Appropriations FY07		Total Operating Appropriations FY08	
	\$22,959,074		\$26,549,258

"This slide is depicting the miscellaneous appropriations in detail, it's broken down by line item. As you can see each one of the appropriations, each one of those costs and where it goes to. Again, sick pay contingencies, tax appeals, matching funds for grants, gasoline costs, which we share with the Board of Education, our Technology Program, which again is a shared cost with the Board of Education, which is something the State of New Jersey has been pushing and the City of Millville is leading to the forefront to be able to do that with Shared Services. You can see also that our Hazardous Discharge Grant will help in regards to part of our costs and that will be offset with our appeals and our application for funds from the DEP."

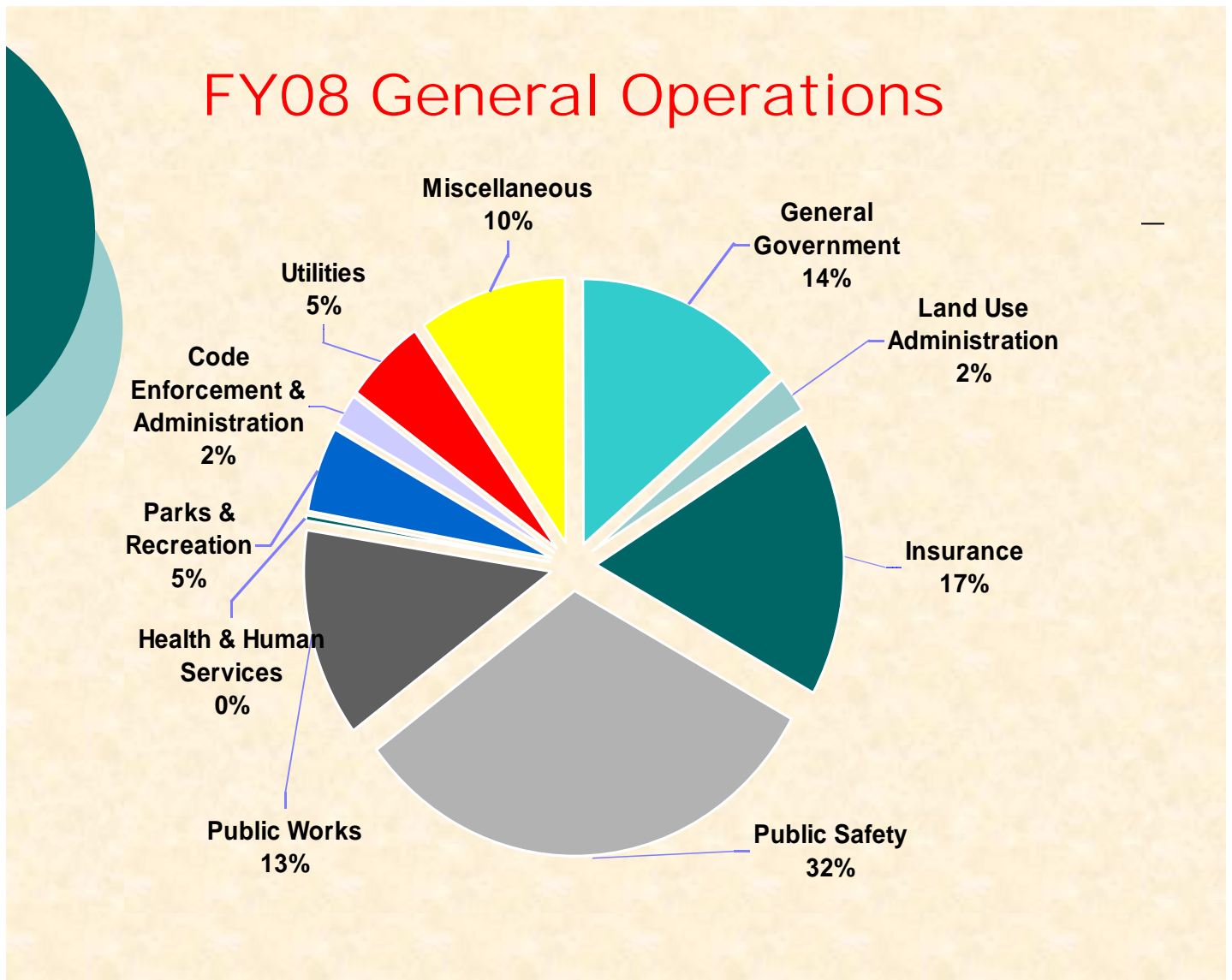
Miscellaneous Detail Appropriations



APPROPRIATIONS

Reserve for Accumulated	
Sick Pay	\$ 50,000
Contingent	\$ 2,000
Tax Appeals	\$ 300,000
Int. on Tax Appeals	\$ 8,000
Matching Funds for Grants	\$ 50,000
Board of Ed Gasoline	\$ 20,000
Board of Ed Info Tech.	<u>\$ 79,229</u>
	\$ 509,229
NJ Dep. Hazardous Discharge Grant	<u>\$ 2,058,529</u>
Total	\$ 2,567,758

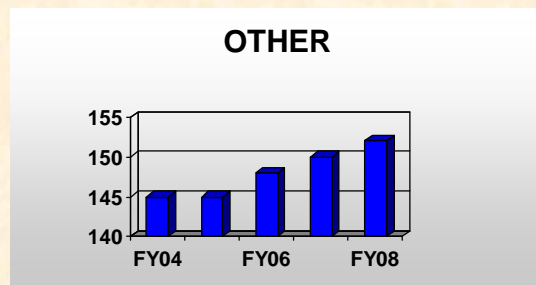
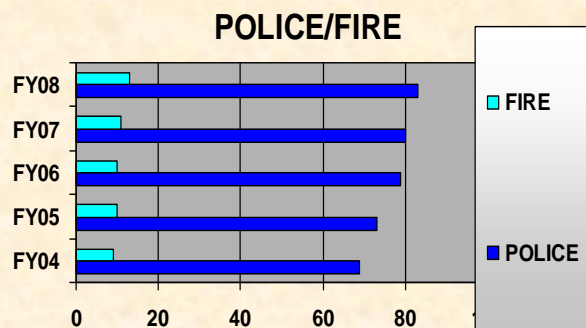
"The 2008 General Operations Pie Chart, again each one of these things is broken down. You can see where each of the departments, Public Safety being our largest cost and rightfully so. They are a 24/7 operation and anytime you have an operation that works 24 hours a day, they're going to have your greatest cost. They are our largest department, they deliver the most services to the City and again, they are on 24/7 and that cost is appropriate for what they deliver as far as police protection and fire protection throughout the City of Millville."



"The next is a look at our budget and full-time positions, as you can see police and fire is where you usually have your increases and that is warranted as the City grows. Forty-four square miles, it takes a lot of time and energy to make sure that you are able to patrol those, as well as provide fire protection. This year, we have three police officers and two firefighters that are being added to our staff. Those costs of those five individuals, eighty percent of that will be picked up by UEZ dollars. That is another positive that seems to be overlooked by the general public, we are now able to add, again firefighters, as well as police officers and only have to cover 20 percent from our property tax and the other 80 percent will be picked up by our UEZ funds. So, I think that's very critical to understand the importance of that program and what it does for the City of Millville. We also have some other added positions that come in to play, which are RAD positions, one is Derick Leary, who is the person who is now handling the RAD Districts in regards to his inspections. He has been very visible in the reports that he is bringing to the City Commission over the last two months, which have been very impressive. The other is Pam Upham, who is also affiliated with the RAD Program and she will be acting as almost like a Loan Officer reviewing and making sure that things are in place, as we go through our various programs.

Budgeted Full Time Positions

<u>YEAR</u>	<u>POLICE</u>	<u>FIRE</u>	<u>OTHER *</u>
FY00	69	6	141
FY01	69	8	144
FY02	69	8	144
FY03	69	9	144
FY04	69	9	145
FY05	73	10	145
FY06	79	10	148
FY07	80	11	150
FY08	83	13	152



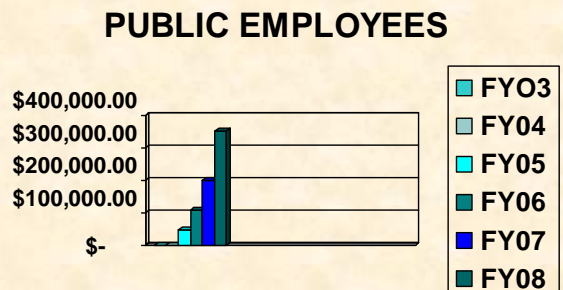
* OTHER – ALSO INCLUDES WATER AND SEWER UTILITIES BUDGETED POSITIONS

"Budget analysis for pensions, as you can see unfortunately we had another big increase from Public Employees Pension System of \$152,000.00. Our police and fire pension system increase for the City of Millville was \$395,693.00. That in itself is a \$547,763.00 increase, which is approximately four cents on our tax rate. During the Whitman Administration back in the mid-nineties, she and her administration took this cost away from the municipalities and cities throughout the State of New Jersey and you were told to take that money that would cost you for pensions and put that back into property tax relief. Every municipality, including Millville continued to do that. Last year we received some criticisms in regards to well, what did you do with that money, you should have saved it. Well, you can't do that. You need to put it towards property tax relief and that's what the administrations here at the City of Millville have done every year, until 2005 when the cost was put back on the municipalities."

FY08 Budget Analysis Pension

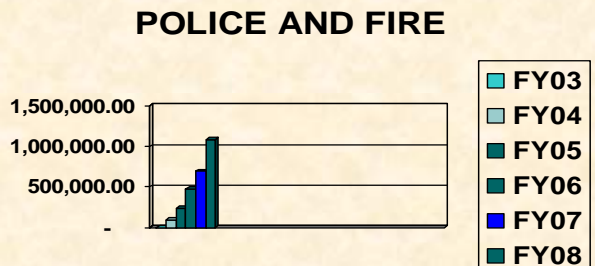
PUBLIC EMPLOYEES PENSION SYSTEM

YEAR	TOTAL	INCREASE
FY03	-0-	-0-
FY04	-0-	-0-
FY05	\$48,303	\$ 48,303
FY06	\$ 110,000	\$ 61,697
FY07	\$ 200,000	\$ 90,000
FY08	\$ 352,070	\$152,070



POLICE/FIRE PENSION SYSTEM

YEAR	TOTAL	INCREASE
FY03	-0-	-0-
FY04	\$ 92,000	\$ 92,000
FY05	\$ 241,318	\$149,318
FY06	\$ 471,482	\$230,164
FY07	\$ 695,881	\$224,399
FY08	\$1,091,574	\$395,693

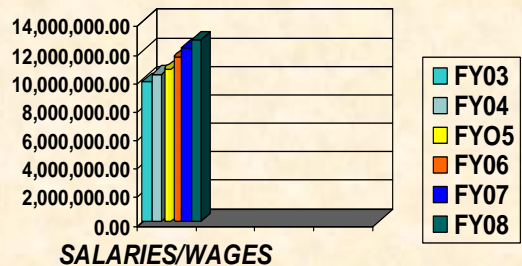


"The next slide is the Budget Comparisons and Budget Analysis showing some of the increases. There is an increase in salary and wages from 2007 to 2008. These are contractual. Currently that \$588,000.00 represents another four cent increase on our tax rate. Our health insurance, like any other business experienced an increase of \$313,000.00, which is approximately two cents."

FY08 Budget Comparisons Budget Analysis

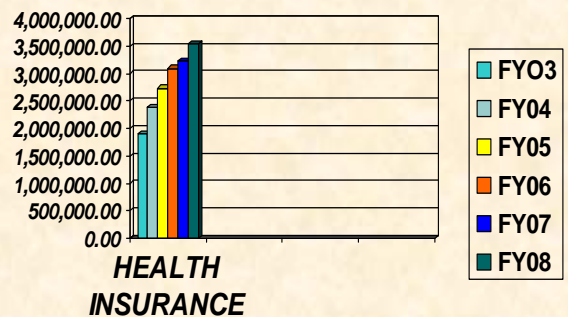
Salaries and Wages

<u>YEAR</u>	<u>BUDGET</u>	<u>INCREASE</u>
FY03	\$ 9,818,569	\$ 593,583
FY04	\$10,357,376	\$ 538,807
FY05	\$10,659,700	\$ 302,324
FY06	\$11,503,838	\$ 844,138
FY07	\$12,202,375	\$ 698,537
FY08	\$12,790,490	\$ 588,115



Health Insurance

<u>YEAR</u>	<u>BUDGET</u>	<u>INCREASE</u>
FY03	\$1,908,000	\$ 318,000
FY04	\$2,381,750	\$ 473,750
FY05	\$2,740,000	\$ 358,250
FY06	\$3,100,000	\$ 360,000
FY07	\$3,237,000	\$ 137,000
FY08	\$3,550,000	\$ 313,000

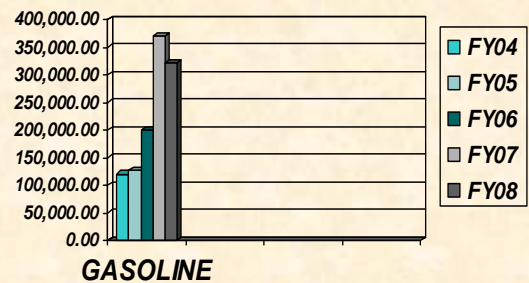


"If you move on to the next Budget Comparison By Analysis. Our gasoline costs have actually decreased this year, we did a very good job last year in regards to our costs. We did perform a consortium with the County and the School Board, so when we go out to buy our gasoline, we buy it in bulk and that in return has given us a bit of a decrease in regards to what our costs would be in the Fiscal Year 2008. Streetlights, which we, again feel is extremely important from the public safety standpoint, anytime we can light up a street through Commissioner Shannon's Department, based on requests that occur from the neighborhood groups and/or the police, we want to do that and that cost we feel is very justified. You noticed that we did a pretty good job last year in regards to trying to control costs and this year it's going to go up \$32,000.00. Every time we replace a light or add to it, we try to get one that's more energy efficient and so far that seems to be paying off slowly, but surely. But, again safety for the public is our No. 1 item and that is a critical part of our budget."

FY08 Budget Comparisons Budget Analysis


GASOLINE

<u>YEAR</u>	<u>BUDGET</u>	<u>INCREASE</u>
FY03	\$130,000	-0-
FY04	\$120,000	(10,000)
FY05	\$126,000	\$ 6,000
FY06	\$200,000	\$ 74,000
FY07	\$370,000	\$170,000
FY08	\$322,065	(47,935)



STREET LIGHTING

<u>YEAR</u>	<u>BUDGET</u>	<u>INCREASE</u>
FY03	\$430,000	(20,000)
FY04	\$430,000	-0-
FY05	\$450,000	\$ 20,000
FY06	\$450,000	-0-
FY07	\$517,540	\$ 67,540
FY08	\$550,000	\$ 32,460



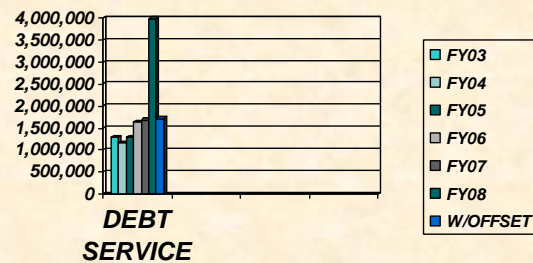
"Our Budget Comparison, again in regards to Debt Service and operating expenses, as you see in Fiscal Year 2008 there is an increase in our Debt Service, as far as our budget is concerned, our increase is 2.3 million. That will be as I said previously offset by a reserve for payment that will occur at the end of October of \$2,280,500.00, which is a direct revenue for the land that was sold to the New Jersey Motorsports. So, that will bring that Debt Service down, our increase in Debt Service will only be approximately \$26,000.00 this year, which is significantly down, year over year. Operating Expenses, if you look down from 2007 to 2008, in Fiscal Year 2007 we actually had a decrease in our Operating Expenses of \$255,000.00. This year we have an increase in our Operating Expenses by \$1,492,753.00. Those are due to programs, increases in such things as Weed and Seed, which is about \$200,000.00; our police and fire pensions of \$547,000.00; group insurance, which we stated \$313,000.00, we have to allot for about \$100,000.00 to defend tax appeals. We have a Solid Waste Component that increased \$99,000.00. These line items have contributed to that Operating Expense increase and costs."

FY08 Budget Comparisons Budget Analysis

DEBT SERVICE

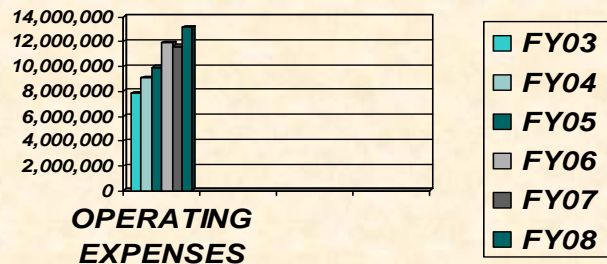
<u>YEAR</u>	<u>BUDGET</u>	<u>INCREASE</u>
FY03	\$1,289,369	(100,119)
FY04	\$1,169,940	(119,429)
FY05	\$1,294,698	\$ 124,758
FY06	\$1,628,135	\$ 333,437
FY07	\$1,689,608	\$ 61,473
FY08	\$3,996,451	\$2,306,843*

- off set by revenue reserve for payment of debt \$2,280,500



OPERATING EXPENSES

<u>YEAR</u>	<u>BUDGET</u>	<u>INCREASE</u>
FY03	\$7,860,222	216,841
FY04	\$9,080,707	1,220,485
FY05	\$9,931,496	850,789
FY06	\$11,906,751	1,975,255
FY07	\$11,651,130	(255,621)
FY08	\$13,143,883	1,492,753



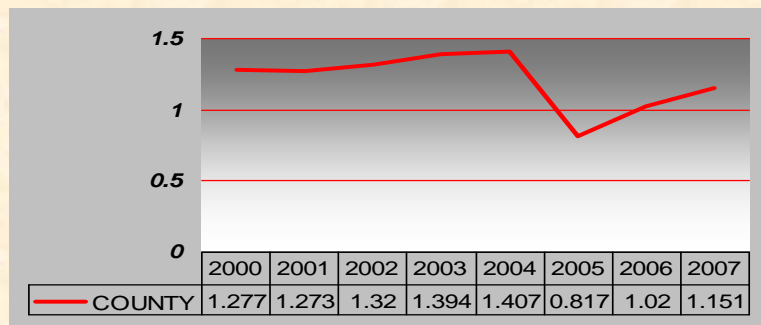
"Budget Comparisons, we wanted to take the time to demonstrate and show what the County's got going on and how that affects your tax rate. Remember, we are responsible and correct me if I'm wrong Suzanne Olah, is that we collect all the taxes and then we disburse that out to the various agencies, whether it be the School Board or the County. So, we tend to be the group that gets yelled at and screamed at, because again we're the one's that are the most visible and out within the community and talking to the citizens. So, again it's our responsibility to collect it all, so I think it's fair that we make sure that these charts are available and people can see what has occurred in both the County and the School. If you look at the County Rate, again in 2006, it was a 20 cent increase and in 2007 there's a 13 cent increase. So, again we've stated and it has been put in the papers and publicly have shown and demonstrated the statistics that this increase is not related to the Abatement Program. It definitely, again I repeat it is not. There are a lot of false things out there, people are believing some of the things that they are reading and hearing, we unfortunately or fortunately have to present the true facts. We have to use the math. We have to use the statistics to make sure that we demonstrate that we are correct in what we say. Anyone who steps to the microphone, or sitting in the bar, or is walking down the street can say whatever they want and not support that with proper statistics. We on the other side need to do that and we have. We've demonstrated that rate is not due to abatements. Our calculations mean that 13 cent tax increase is about \$163.00 on your tax bill from 2007 to 2008 and that is \$13.58 per month. If you look at the school, the school being an Abbott District, had done a very good job in regards to stabilizing their taxes since 2005.

Adopted Budget Comparisons

COUNTY

2000	1.277
2001	1.273
2002	1.32
2003	1.394
2004	1.407
2005	0.817 *
2006	1.020
2007	1.151

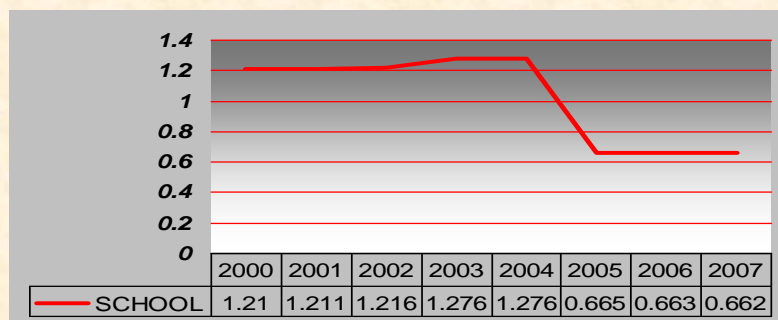
*Reval Year



SCHOOL

2000	1.21
2001	1.211
2002	1.216
2003	1.276
2004	1.276
2005	0.665 *
2006	0.663
2007	0.662

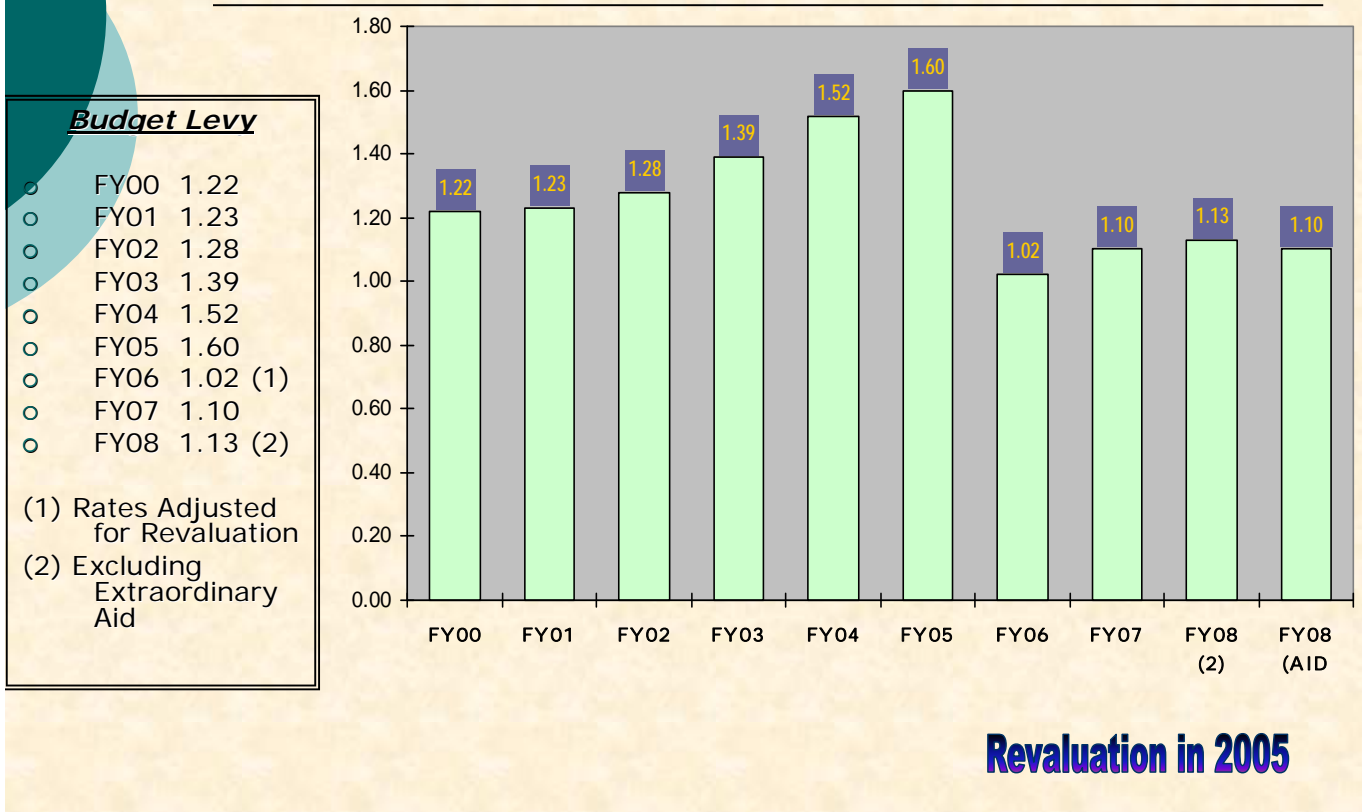
*Reval Year



"You can see that it has virtually unchanged and actually slightly lower by 1/10th of a cent as you look at the chart. So, again as long as they maintain themselves an Abbott District, they've done a very fine job in regards to controlling costs and not passing anything on to the citizens of the City of Millville. But, again, we have to collect that rate and then we disburse that out to the school board."

"Here's a historical look at what's going on in regards to our taxes, our levies that have occurred over the several years from 2000 to 2008. You can see our actual rate in 2007 was \$1.10. Current this year, and that was with the extraordinary aid that we received, the \$900,000.00. This year we're introducing at \$1.13, so that is very, very important. There's basically a 3 cent increase on the tax rate for the City of Millville.

Historical Analysis of Local Purpose Tax Rate (Budget Levy)



"Some final comments. As we went through each and every one of those slides there were several things that I pointed to. Pensions was a perspective 4 cent tax increase. There was actually a 4 cent potential increase with salary and wages and there was a 2 cent increase with health insurance. You put those together, we're slightly over 10 cents and that's before you got into general operations and some other things that we have to deal with. Through hard work over the last several years, but particularly in the last two years we've done a very, very good job with our staff and with our Commissioners being able to take that 10 cents plus and get it down to a 3 cent tax increase, which I think is very, very important to understand that the surplus and revenue that the City's been able to generate with a variety of programs and being very aggressive, and very proactive with some of the things that we've done.

We're actually right now seeing a light at the end of the tunnel in regards to being able to stabilize our taxes this year and hopefully for several years to come. Another thing that we need to understand is that due to our estimated levy we had to introduce our budget at \$1.18. That meant that everyone in the City of Millville had, not everybody, a person who had a house assessed or a property assessed at \$124,000.00, which is the average assessed value in our City, \$124,000.00, saw a \$37.00 increase, because of the \$1.18 that we struck. With this rate that we've introduced, \$1.13, even if we do not receive any extraordinary aid and it stays at \$1.13, a house assessed at \$124,000.00 will see a \$30.00 decrease in their tax bill for January 2008, they will also see that same \$30.00 decrease in their April bill, which will be due at that time. So, again, we are working diligently to try to control and stabilize our tax rate. I also want to call everybody's attention to the several articles that I have here, that I've cut out of the paper that we've received via email from the State of New Jersey and I also brought with the cover of the property tax relief check that I received in the mail for my property that I live at and I want to remind everybody that when you get this, it's a great thing. I'm glad the State Government is able to send these things back to you. But, please before you go out and spend it, take this and deduct it from your tax rate. Take your total bill and deduct it from whatever it was, mine happened to be \$889.00, deduct that and that's what your tax rate is. Okay, this is money that came back that's supposed to, as the governor has said and all the legislators, is help to control property tax relief. So, don't forget that you received this check and make sure that you do that reduction before you go out and spend it. In regards to our senior citizens, we definitely feel for the seniors in the City of Millville. We do everything we can to control those costs, but they have opportunities for specialized programs that helps either freeze their taxes or helps them receive more rebates back. Last year the seniors in the City of Millville received over \$260,000.00 in taxes coming back to them to help control their taxes. If you have a question in regards to whether you're eligible for those things, you can reach out to our tax office, Suzanne Olah, our Tax Collector, to see if you're eligible for some of those programs. So, again, please we do consider that as we move through doing the budget and we take all those things into consideration as we go through this long tedious program in trying to arrive at what we feel is a fair budget to provide the services that the taxpayers need and sometimes demand. At the same time we try to make sure that we do it at the lowest cost possible. With that Mayor, I believe I'm done."

There being no further comments the meeting was adjourned subject to the call of the chair by the following vote. Yeas: Shannon, Parent, Derella, Hollingshead and Quinn.

Approved: November 5, 2007

Mayor

Commissioners

Attest:

City Clerk/Administrator